



# OPERATION INSTRUCTION

PLEASE READ THESE INSTRUCTION CAREFULLY BEFORE INSTALLATION AND FOLLOW ALL INSTRUCTION STRICTLY.  
 ESTTECH WILL NOT BE RESPONSIBLE FOR THE INJURY OR DAMAGE CAUSING BY NOT FOLLOWING THESE INSTRUCTIONS.  
 IF YOU HAVE ANY QUESTION ABOUT INSTALLATION, PLEASE CONTACT YOUR ESTTECH SALE REPRESENTATIVE.

## FAR RED LED LIGHT



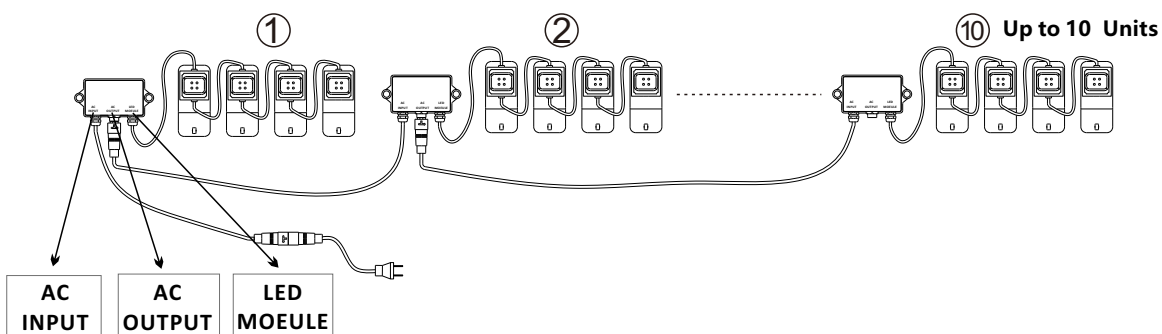
1. Fix far red LED light on grow light as below picture



2. Connect " AC Input" side to the cable with plug, that could work after powering on.



3. It could connect several such lights to work by one cable with plug (max. should be less than 10 units) through connecting "AC INPUT" to "AC OUTPUT" of each light (As below wire diagram)



ESTTECH Inc.